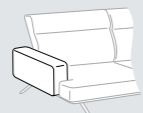


**POSH** | l i n e  
divani/elementi/accessori



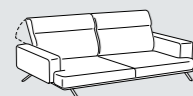
Bracciolo di serie  
L 24



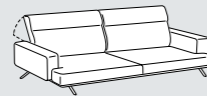
Bracciolo SLIM  
L 16



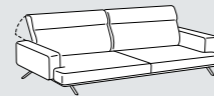
Poltrona  
L 130 P 98/130 H 93  
SLIM L 114 P 98/130 H 93



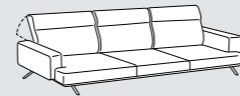
Divano  
L 192 P 98/130 H 93  
SLIM L 176 P 98/130 H 93



Divano  
L 212 P 98/130 H 93  
SLIM L 196 P 98/130 H 93



Divano  
L 232 P 98/130 H 93  
SLIM L 216 P 98/130 H 93



Divano  
L 264 P 98/130 H 93  
SLIM L 248 P 98/130 H 93



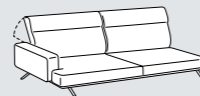
Poltrona  
laterale dx/sx  
L 106 P 98/130 H 93  
SLIM L 98 P 98/130 H 93



Divano  
laterale dx/sx  
L 168 P 98/130 H 93  
SLIM L 160 P 98/130 H 93



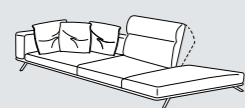
Divano  
laterale dx/sx  
L 188 P 98/130 H 93  
SLIM L 180 P 98/130 H 93



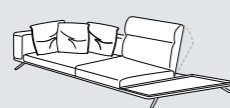
Divano  
laterale dx/sx  
L 208 P 98/130 H 93  
SLIM L 200 P 98/130 H 93



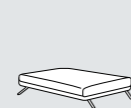
Panchetta dx/sx  
L 106 P 153/185 H 93  
SLIM L 98 P 153/185 H 93



Penisola angolare  
c/pouff dx/sx  
L 98/130 P 230 H 93



Penisola angolare  
c/Even dx/sx  
L 98/130 P 225 H 93



Pouff  
L 98 P 68 H 42



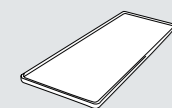
Cuscino  
L 40 x 40




Cuscino  
L 50 x 50




Cuscino  
L 55 x 30




Accessorio Even  
43 x 93



Finitura nera di serie.  
Standard black finishes.

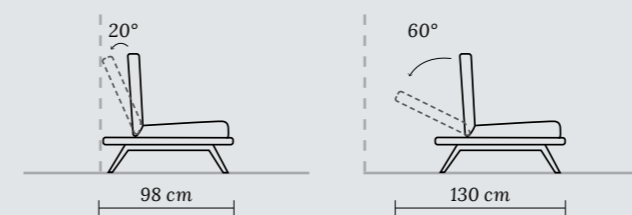


Finitura bianca optional.  
Optional white finishes.



Finitura beige optional.  
Optional beige finishes.

Schienali reclinabili in molteplici posizioni / Reclining backrests with multiple positions



A seconda della collocazione del divano si potranno gestire le diverse inclinazioni dello schienale. Tenendo il divano appoggiato alla parete si potranno sfruttare le posizioni dello schienale per i primi 20° mantenendo così un ingombro totale di cm 98. Inclinando ulteriormente lo schienale oltre i 20°, aumenta di conseguenza la profondità del divano fino ad un massimo di cm 130 con un' inclinazione di 60°.

Depending on the location of the sofa, different backrest positions are possible. If the sofa is positioned against a wall, backrest positions corresponding to the first 20° can be set, thus maintaining a total footprint of 98 cm. Inclining the backrest by more than 20° consequently increases the depth of the sofa, up to a maximum of 130 cm with a 60° inclination angle.



Piede Tip finitura cromo di serie, finitura manganese optional.

Tip feet in chrome finish as standard, manganese finish optional.



Piede Blade finitura cromo o manganese optional.

Blade feet in chrome finish or in optional manganese finish.